



LC52 LED WALL PACK



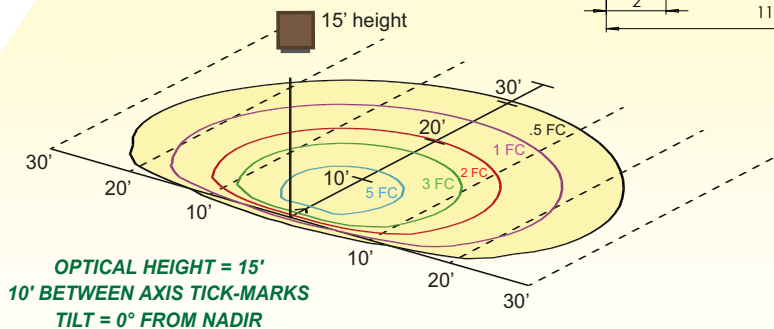
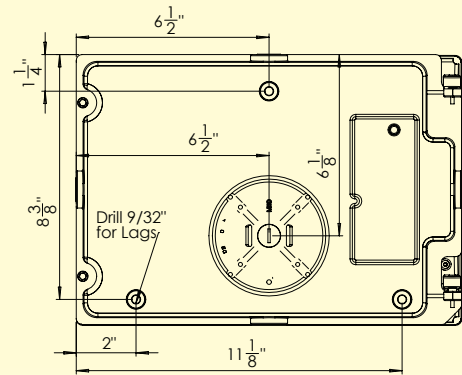
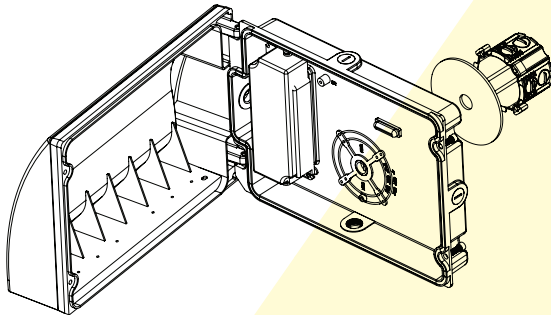

Cut Off Wall Pack

Features & Benefits

- LM80 tested
- Chromatically stable 5700K
- ETL-Listed; IP65 for "Wet Locations"
- Dark Sky compliant
- Significantly longer life leads to reduced maintenance costs
- Traditional clamshell design for standard installation
- Heat sinked cast Aluminum housing
- Concealed fasteners
- Polycarbonate lens
- High temperature silicone seals
- Cold weather-resistant to -40°F
- Master pack comes in Pairs
- Built in level to speed up installation
- Weight: 7 lbs.



**Chip- & Fade-Resistant
Powder-Coated Finish
in Dark Bronze**



Part#	Input Wattage	Lumen Output	Lumens Per Watt	Replacement MH Lamp	Draw	Suggested CRI*	Mounting Height	Yearly Operating Cost**
LC52-BRZ-110-00	72.71-Watt	3,368	85	250-Watt	< .40 AMP @110V	85	12'-13'	\$18.26

* Color Rendering Index ** Based on 12 hours a day for 365 days ETL listed for wet locations

