


EXP-75


REVISION: -
ECO NO.: -
BY: G. REEDER
DATE: 8/7/06

COXREELS

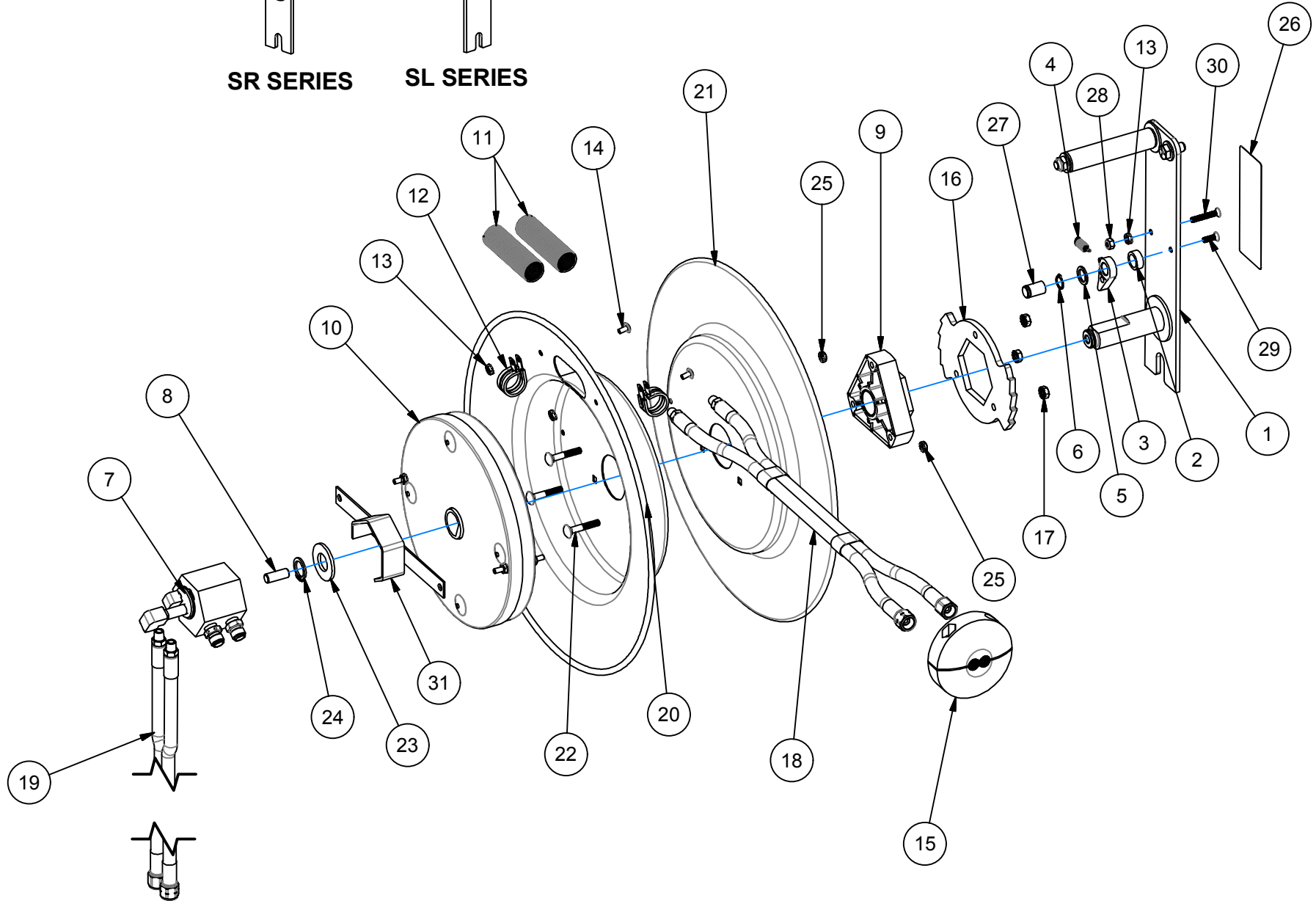
SERIES S-WELD



SR SERIES



SL SERIES



S-WELD HOSE SERIES

DETAIL ITEM NO.	PART NO.	DESCRIPTION	SR15W-125	SL15W-125	SR15W-135	SL15W-135	SR17W-150	SL17W-150	SR19W-175	SL19W-175
1	8540-R	ASSEMBLY: BASE, 15" SIDE MOUNT	1	-	1	-	-	-	-	-
	8540-L	ASSEMBLY: BASE, 15" SIDE MOUNT	-	1	-	1	-	-	-	-
	8417-R	ASSEMBLY: BASE, 17" SIDE MOUNT	-	-	-	-	1	-	-	-
	8417-L	ASSEMBLY: BASE, 17" SIDE MOUNT	-	-	-	-	-	1	-	-
	8616-R	ASSEMBLY: BASE, 19" SIDE MOUNT	-	-	-	-	-	-	1	-
	8616-L	ASSEMBLY: BASE, 19" SIDE MOUNT	-	-	-	-	-	-	-	1
2	6440-SS	SPACER, SS	1	1	1	1	1	1	1	1
3	640-1-BR	CAM, LOCKING, BRASS	1	1	1	1	1	1	1	1
4	274-1-SS	SPRING: LOCK DOG	1	1	1	1	1	1	1	1
5	6441-1	WASHER, SPACER	1	1	1	1	1	1	1	1
6	6326	RING, RETAINING	1	1	1	1	1	1	1	1
7	498	ASSEMBLY: SWIVEL, 1/4" WELDING	1	1	1	1	1	1	1	1
8	10235-SS	STUD, 3/8-16 X 1" SS	1	1	1	1	1	1	1	1
9	1776-3	ASSY., BEARING HUB	1	1	1	1	1	1	1	1
10	1958-2	ASSY., SPRING CAN, 8"	1	-	1	-	-	-	-	-
	1958-2R	ASSY., SPRING CAN, 8"	-	1	-	1	-	-	-	-
	1961-2	ASSY., SPRING CAN, 10"	-	-	-	-	1	-	-	-
	1961-2R	ASSY., SPRING CAN, 10"	-	-	-	-	-	1	-	-
	691-4	ASSY., SPRING CAN, 12"	-	-	-	-	-	-	1	-
	691-4R	ASSY., SPRING CAN, 12"	-	-	-	-	-	-	-	1
11	237-1	GUARD, HOSE, 1/4" - 3/8"	2	2	2	2	2	2	2	2
12	382	CLAMP, #14	2	2	2	2	2	2	2	2
13	130	NUT, #10-32 KEPS	3	3	3	3	3	3	3	3
14	245	SCREW, #10-32 X 3/8"	2	2	2	2	2	2	2	2
15	633	ASSY., BALL STOP, 1/4" - 3/8" WELDING	1	1	1	1	1	1	1	1
16	1924	LOCKING RING	1	1	1	1	1	1	1	1
17	125	NUT, 1/4-20 KEPS	3	3	3	3	3	3	3	3
18	5423-25	ASSEMBLY: 1/4" GRADE 'R' DUAL WELDING HOSE	1	1	-	-	-	-	-	-
	5423-35	ASSEMBLY: 1/4" GRADE 'R' DUAL WELDING HOSE	-	-	1	1	-	-	-	-
	5423-50	ASSEMBLY: 1/4" GRADE 'R' DUAL WELDING HOSE	-	-	-	-	1	1	-	-
	5423-75	ASSEMBLY: 1/4" GRADE 'R' DUAL WELDING HOSE	-	-	-	-	-	-	1	1
19	5423-1.5	ASSEMBLY: 1/4" GRADE 'R' DUAL WELDING HOSE	1	1	1	1	1	1	1	1
20	190-1	DISK: 15" X 2" W/ SLOT	1	1	1	1	-	-	-	-
	1948	DISK: 17" X 2.88" W/ SLOT	-	-	-	-	1	1	-	-
	1703	DISK: 19" X 2.25" W/ SLOT	-	-	-	-	-	-	1	1
21	189-1	DISK: 15" X 7/8"	1	1	1	1	-	-	-	-
	1947	DISK: 17" X 7/8"	-	-	-	-	1	1	-	-
	1702	DISK: 19" X 2.25"	-	-	-	-	-	-	1	1
22	1953	BOLT: 1/4-20 X 1-1/2" CARRIAGE	3	3	3	3	3	3	3	
23	1755-1	WASHER, SPACER	1	1	1	1	1	1	1	1
24	1753	RING, RETAINING	1	1	1	1	1	1	1	1
25	130	NUT: #10-32 KEPS	2	2	2	2	2	2	-	-
	125	NUT: 1/4-20 KEPS	-	-	-	-	-	-	4	4
26	10925-5	LABEL: ID, STANDARD	1	1	1	1	1	1	1	1
27	8423	PIN: LOCKING CAM	1	1	1	1	1	1	1	1
28	7050	NUT, #10-32 NYLOCK	1	1	1	1	1	1	1	1
29	8427	SCREW, #10-32 X 5/8" FLAT HEAD	1	1	1	1	1	1	-	-
	245	SCREW: #10-32 X 3/8" PHILLIPS HEAD	-	-	-	-	-	-	1	1
30	8485	SCREW: #10-32 X 1" ROUND HEAD	-	-	-	-	-	-	1	1
	8428	SCREW, #10-32 X 1-1/4" FLAT HEAD	1	1	1	1	1	1	-	-
31	1804	ASSEMBLY: BRACKET, WELD SWIVEL, 8"	1	1	1	1	-	-	-	-
	1802-1	ASSEMBLY: BRACKET, WELD SWIVEL, 10"	-	-	-	-	1	1	-	-
	1802	ASSEMBLY: BRACKET, WELD SWIVEL, 12"	-	-	-	-	-	-	1	1

REVISION: -

ECO: -

DATE: 8/4/06

NAME: G. REEDER